

ALPHA Course

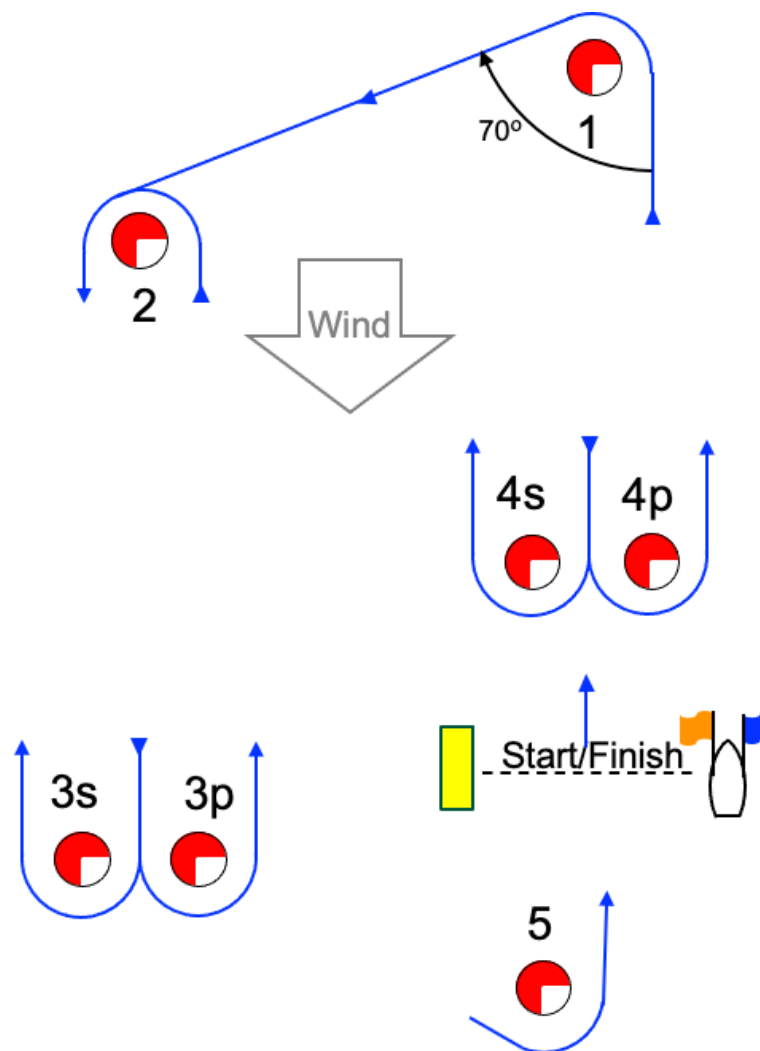
Class	Class Flag
Optimist Open	Optimist Insignia on White
Optimist Inter.	Optimist Insignia on Yellow
Sabot 1 Up	1 Sabot Insignia on White
Open Skiff	Open Bic Insignia on White

Mark	Description
Pin End Start Finish	Yellow Pencil buoy
1, 2 and 5	Red inflatable buoy
3SP and 4SP	Red teardrop buoy

Signal	Mark Rounding Order
I1	Start-1-2-3SP-5-finish
I2	Start-1-4SP-1-2-3SP-5-finish
I3	Start-1-4SP-1-4SP-1-2-3SP-5-finish
I4	Start-1-4SP-1-4SP-1-4SP-1-2-3SP-5-finish
02	Start-1-2-3SP-2-3SP-5-finish
03	Start-1-2-3SP-2-3SP-2-3SP-5-finish
04	Start-1-2-3SP-2-3SP-2-3SP-2-3SP-5-finish

Note:

1. Marks 1, 2 and 5 will be left to port.
2. Marks 3SP, 4SP are gates.
3. When sailing from Mark 3 to Mark 5 boats shall pass between 3SP.
4. Diagram not to scale, angles approximate.



BRAVO Course

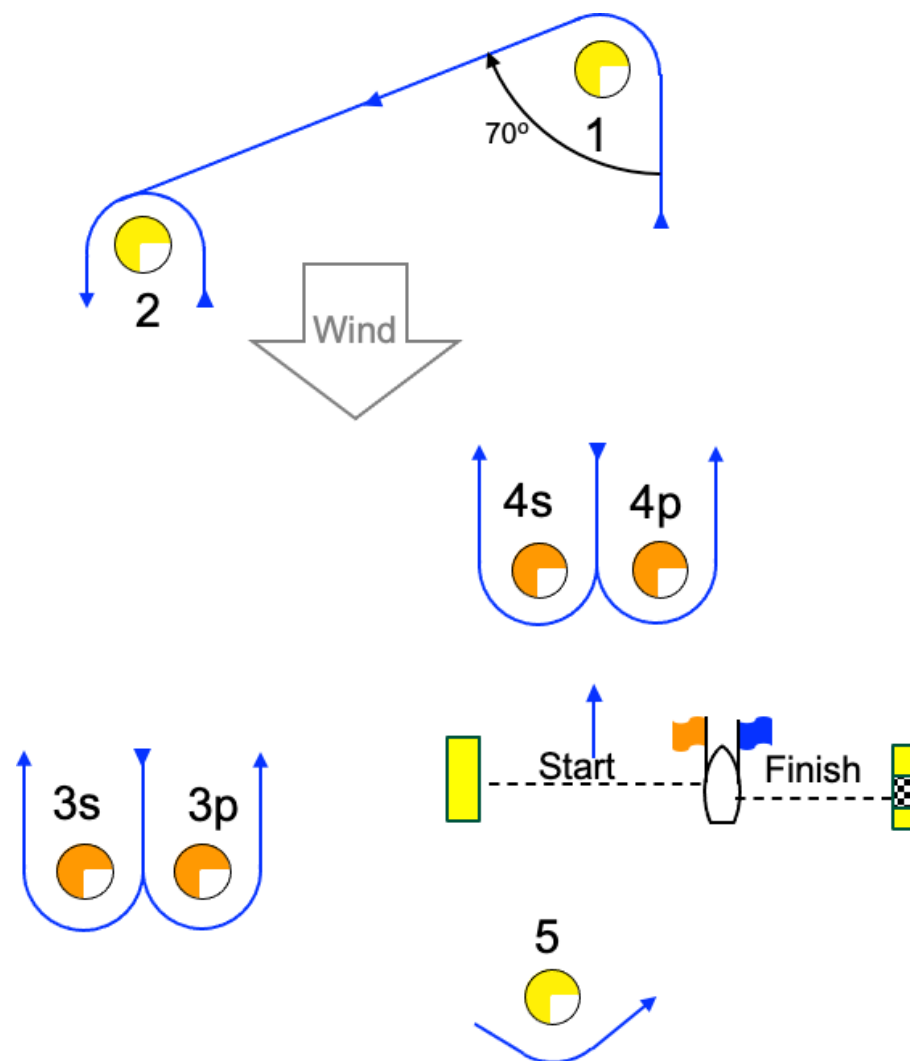
Class	Class Flag
ICLA 4	Laser Insignia on Yellow
ICLA 6	Laser Insignia on Green
ICLA 7	Laser Insignia on White

Mark	Description
Pin End Start	Yellow Pencil buoy
Pin End Finish	Yellow Pencil buoy with white and black checkered band.
1, 2 and 5	Yellow inflatable buoy
Marks 3SP and 4SP	Orange teardrop buoy

Signal	Mark Rounding Order
I1	Start-1-2-3SP-5-finish
I2	Start-1-4SP-1-2-3SP-5-finish
I3	Start-1-4SP-1-4SP-1-2-3SP-5-finish
I4	Start-1-4SP-1-4SP-1-4SP-1-2-3SP-5-finish
O2	Start-1-2-3SP-2-3SP-5-finish
O3	Start-1-2-3SP-2-3SP-2-3SP-5-finish
O4	Start-1-2-3SP-2-3SP-2-3SP-2-3SP-5-finish

Note:

1. Marks 1, 2 and 5 will be left to port.
2. Marks 3SP, 4SP are gates.
3. When sailing from Mark 3 to Mark 5 boats shall pass between 3SP.
4. Diagram not to scale, angles approximate.



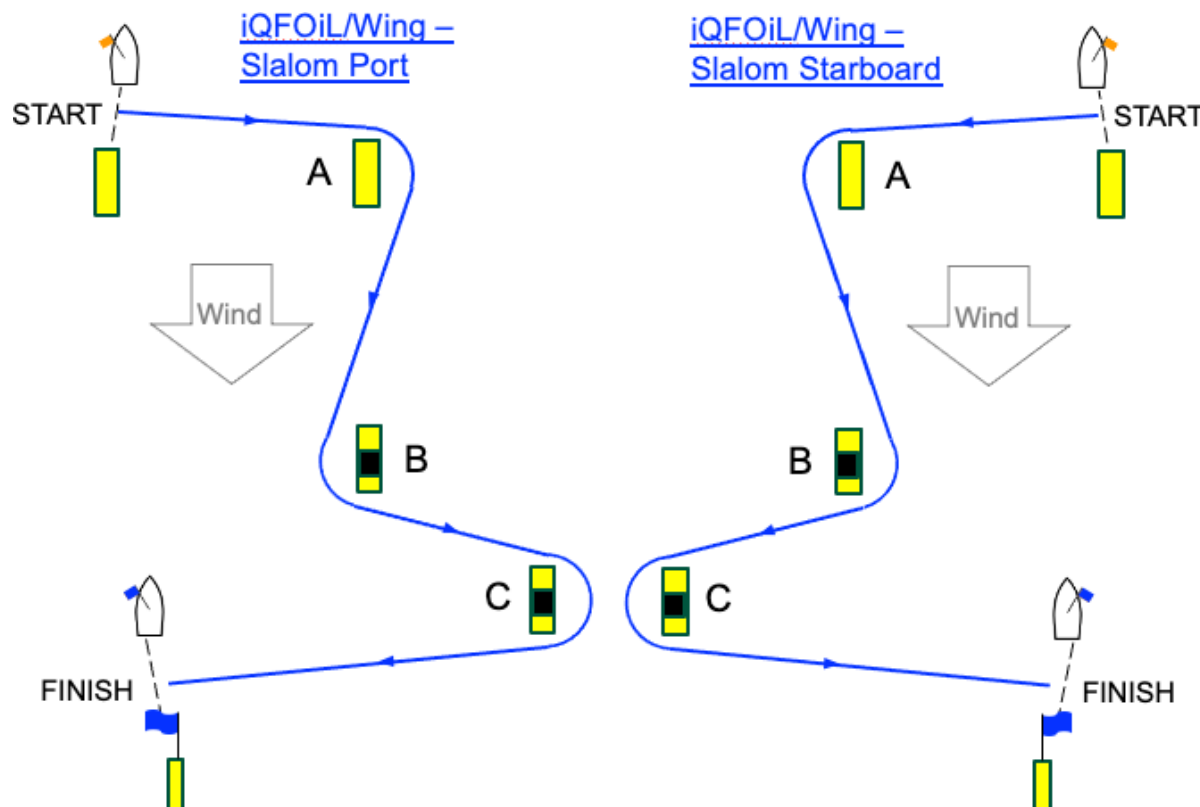
CHARLIE Course

Class	Class Flag
iQFOiL	Numeral Pennant 7
Wing Foil	Numeral Pennant 8
Kite Foil	Numeral Pennant 9

iQFOiL / Wing Foil - Slalom

Mark	Description
Pin End Start	Yellow Pencil buoy
Pin End Finish	Yellow Pencil buoy
A	Yellow Pencil buoy
B and C	Yellow Pencil buoy with black band

Signal	Mark Rounding Order
S4	Start-A-B-C-finish



CHARLIE Course

iQFOiL / Wing Foil – Windward/Leeward

Mark	Description
Pin End Start/Finish	Yellow Pencil buoy
1 and 1i	Yellow inflatable buoy
4SP	Yellow teardrop buoy

Signal	Mark Rounding Order
LR2*	Start – 1 – 4SP – 1 – 4p – finish
LR3*	Start – 1 – 4SP – 1 – 4SP – 1 – 4SP – finish

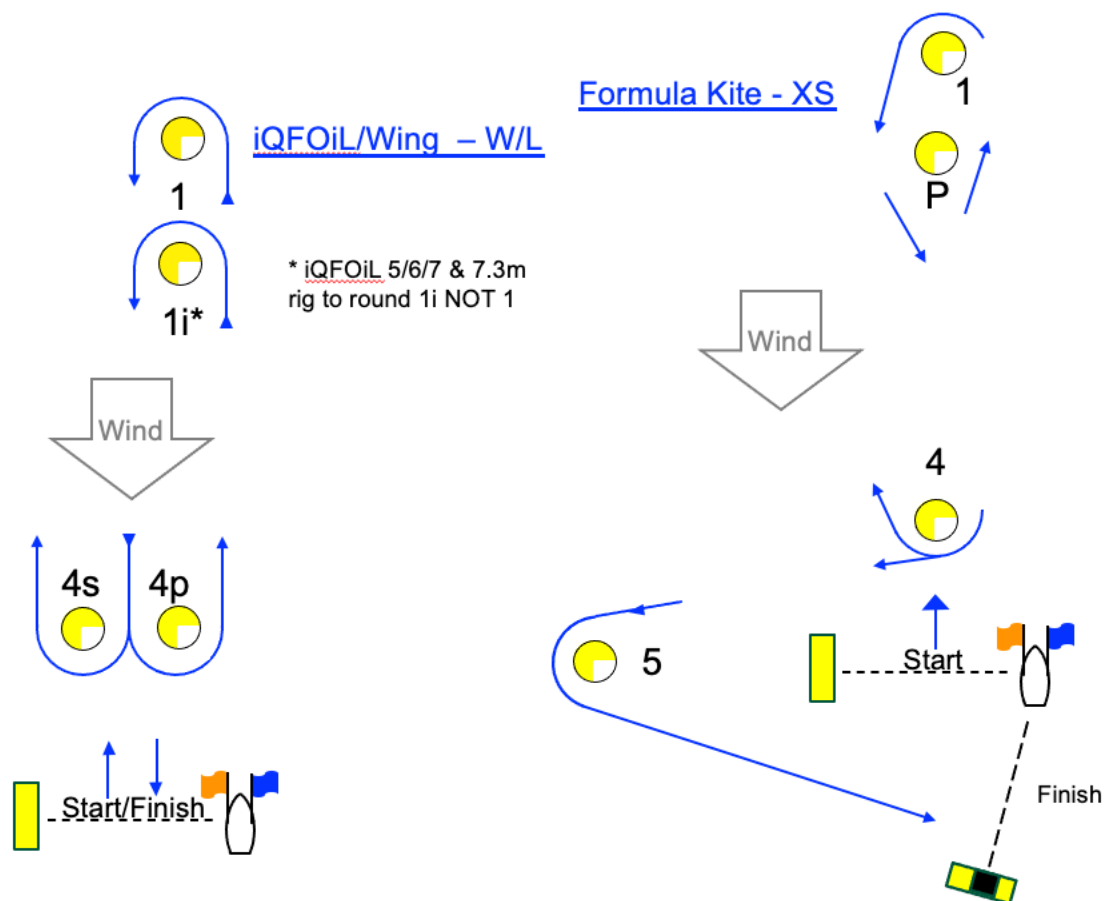
* iQFOiL 5/6/7 & 7.3m rig to round 1i NOT 1

Marks 4SP are a gate.

Formula Kite - XS

Mark	Description
Pin End Start	Yellow Pencil buoy
Pin End Finish	Yellow Pencil buoy with black band
P and 5	Yellow inflatable buoy
1 and 4	Yellow teardrop buoy

Mark Rounding Order
Start – Pp – 1p – Pp – 4s – Pp – 1p – Pp – 4s – 5p – finish



DELTA Course

Class	Class Flag
Bic Techno 293	Numeral Pennant 6
29er	Numeral Pennant 1
RS Feva XL	Numeral Pennant 4

Mark	Description
Pin End Start Finish	Yellow Pencil buoy
1 and 1A	Orange inflatable buoy
4SP	Red inflatable buoys

Signal	Mark Rounding Order
I1	Start – 1 -1A - finish
I2	Start - 1 - 1A – 4SP – 1 - 1A - finish
I3	Start - 1 - 1A – 4SP - 1- 1A – 4SP -1 - 1A - finish
I4	Start - 1 - 1A – 4SP - 1 - 1A – 4SP - 1 -1A – 4SP – 1 - 1A - finish

Note:

1. Marks 1, and 1A will be left to port.
2. Marks 4SP are a gate.
3. Diagram not to scale, angles approximate.

